

# KAZI NAZRUL UNIVERSITY



## RANIGANJ GIRL'S COLLEGE

### DEPARTMENT OF ZOOLOGY 1st Year

NAME : SUDESHNA LAYEK  
ROLL NO : BSC88  
CATAGORY : ZOOLOGY (H)  
REG. NO. : 113211220017  
Course Name : Environment Studies  
Course Code : AEE101  
Topics : BIOFERTILIZER  
Semester : 1st Sem.

## **Raniganj Girls' College**

**Course Name: Environment Studies**

**Course Code: AEE101**

**Topic of the project: Different aspects of Air, Soil, Water, Noise pollution**

### **A Project Report**

**Submitted by Semester-I students (Academic Year 2021-22)**

<b>Name of the student</b>	<b>Registration Number</b>
SUBHALAXMI YADAV	KNU113211210067
NIDHI TURI	KNU113211210046
MOUMITA BANERJEE	KNU113211220028
SHALU KUMARI	KNU113211210045
SANDHYARANI DAS	KNU113211210063
SNEHA KUMARI SHAW	KNU113211210233
PRITI KUMARI	KNU113211210184
NIDHU KUMARI SINGH	KNU113211210089
ANU KUMARI RABIDAS	KNU113211210042
PINKI KUMARI	KNU113211210039
NILAM KUMARI	KNU113211210195
SONALI THAKUR	KNU113211210266
ANJALI KUMARI SHAW	KNU113211210108
KHUSHI SINGH	KNU113211210202
PAYEL SINGH	KNU113211210288
BHARTI KUMARI PASI	KNU113211210170
SULTANA KHATUN	KNU113211210181
HENA PARWEEN	KNU113211220012
ANUSKA CHATTERJEE	KNU113211220003
SARASWATI SINGH	KNU113211210168
SHIDDMI PANDEY	KNU113211210240
SUDESHNA LAYEK	KNU113211220017
ASMITA SINGH	KNU113211210271
SHATTIKI SARKAR	KNU113211220035
RITUPARNA GHOSH	KNU113211220051
KAJAL JHA	KNU113211210092
PUNAM YADAV	KNU113211210090

## CERTIFICATE

This is to certify that this project titled “Different aspects of Air, Soil, Water, Noise pollution” submitted by the students for the award of degree of B.A. Honours/ Program is a bonafide record of work carried out under my guidance and supervision.

Name of the student	Registration Number
SUBHALAXMI YADAV	KNU113211210067
NIDHI TURI	KNU113211210046
MOUMITA BANERJEE	KNU113211220028
SHALU KUMARI	KNU113211210045
SANDHYARANI DAS	KNU113211210063
SNEHA KUMARI SHAW	KNU113211210233
PRITI KUMARI	KNU113211210184
NIDHU KUMARI SINGH	KNU113211210089
ANU KUMARI RABIDAS	KNU113211210042
PINKI KUMARI	KNU113211210039
NILAM KUMARI	KNU113211210195
SONALI THAKUR	KNU113211210266
ANJALI KUMARI SHAW	KNU113211210108
KHUSHI SINGH	KNU113211210202
PAYEL SINGH	KNU113211210288
BHARTI KUMARI PASI	KNU113211210170
SULTANA KHATUN	KNU113211210181
HENA PARWEEN	KNU113211220012
ANUSKA CHATTERJEE	KNU113211220003
SARASWATI SINGH	KNU113211210168
SHIDDMI PANDEY	KNU113211210240
SUDESHNA LAYEK	KNU113211220017
ASMITA SINGH	KNU113211210271
SHATTIKI SARKAR	KNU113211220035
RITUPARNA GHOSH	KNU113211220051
KAJAL JHA	KNU113211210092
PUNAM YADAV	KNU113211210090

Place: Raniganj

Date: 18.03.2022


*Juhin Subhra Ghosh*

Assistant Professor, Department of Zoology

Signature of the supervisor with designation and department

# INDEX

No.		Page No.
1.	Introduction of Biofertilizer	1
2.	Biofertilizer Definition	2
3.	Classification of Biofertilizer	3
4.	Methods of Biofertilizer	4-5
5.	Importance of Biofertilizer	6
6.	Advantage of Biofertilizer	7
7.	Disadvantage of Biofertilizer	8
8.	Conclusion	9
9.	Acknowledgement	10



Biobertilizers



# INTRODUCTION

In past 50 years history, the chemical pesticides and fertilizers have played a crucial role in boosting the agricultural production, however they have a short history in modern agriculture. Their immediate action and low cost managed to bring them rapidly in to the center of attention. Their toxic effects on environment, plant, animal and human life diverted the focus on ecofriendly plant protection. Moreover, the development of resistance in insects against common pesticides has not been solved yet. Thus, practices such as Integrated Pest Management (IPM) have gained more importance.

Indiscriminate use of chemical pesticides contributed in loss of soil productivity along with addition of salts to the soil. To revive the soil health and living an alternate source has become essential concept of biofertilizers came forward, which can be a good supplement for a chemical fertilizer. Biofertilizers are nutrient availability systems in which biological processes are involved.

Biopesticide and biofertilizer is a need of modern agriculture. Since demand for safe and residue free food is increasing. Therefore, to cater the need, it is necessary to promote the efforts for production of biopesticides and biofertilizers in the state in private sector to encourage the entrepreneurs.

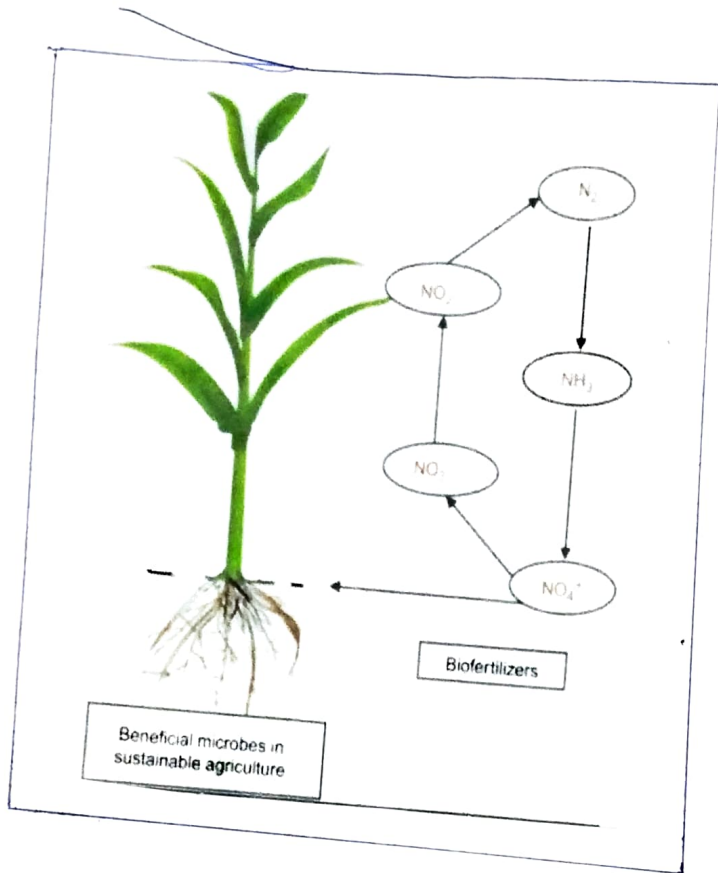


Application Methods

# DEFINITION [Biofertilizers]

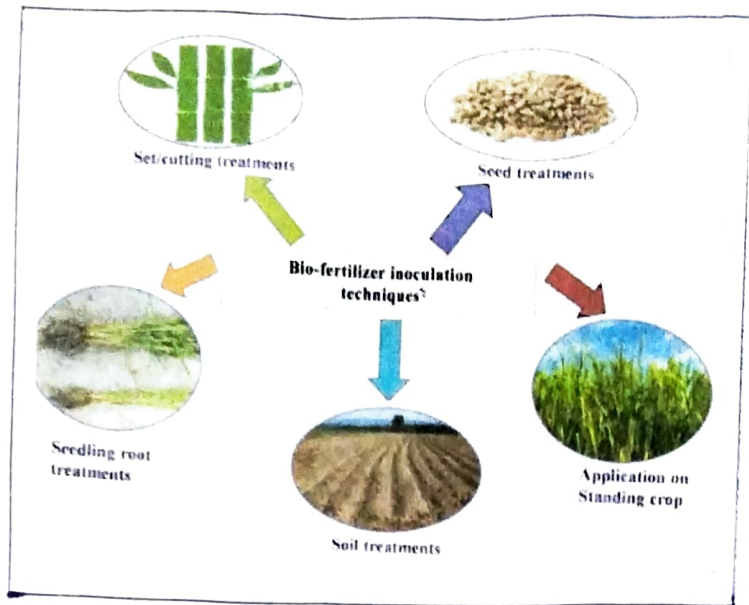
- Biofertilizer is a large population of a specific or a group of beneficial microorganisms for enhancing the productivity of a soil either by fixing atmospheric nitrogen or by solubilising soil phosphorus or by stimulating plant growth through synthesis of growth promoting substances.
- Bio-fertilizers based on renewable energy source are cost effective supplement to chemical fertilizers, eco-friendly and can help to economise on the high investment needs for chemical fertilizer use as far as nitrogen and phosphorus are concerned.



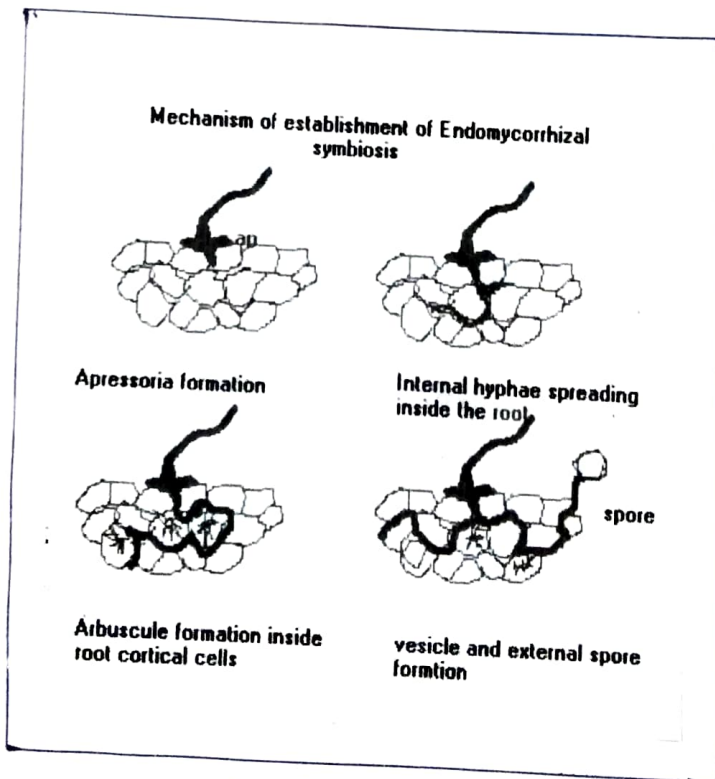


# CLASSIFICATION OF BIOFERTILIZER

S.NO	GROUPS	Examples
A.	$N_2$ fixing Biofertilizer	
	1. Free-living	Azotobacter, clostridium, Amabaena, Nostoc,
	2. Symbiotic	Rhizobium, Amabaena azollae
	3. Associative Symbiotic	Azospirillum
B.	P Solubilizing Biofertilizer	
	1. Bacteria	Bacillus subtilis, Pseudomonas striata
	2. Fungi	Penicillium sp,
C.	P Mobilizing Biofertilizer	
	1. Arbuscular mycorrhiza	Glomus sp., seutellospora sp.
	2. Ectomycorrhiza	Laccaria sp., Pisolithus sp.
	3. Ectoid mycorrhiza	Pezizella ericae.
D.	Biofertilizer for micro nutrients	
	1. Silicate and zime Solubilizers	Bacillus sp.
E.	Plant Growth Promoting Rhizobacteria.	
	1. Pseudomonas	Pseudomonas fluorescense



Microbial Biofertilizers



Biofertilizers

# METHODS OF BIOFERTILIZER

- \* isolated bacterial cultures were subculture im to nutrient broth.
- \* The cultures were grown under shaking condition at  $30 \pm 2^\circ\text{C}$
- \* The culture incubated until it reaches maximum cell population of  $10^{10}$  to  $10^{11}$ .
- \* Under optimum condition this population level could be attained with in 4-5 days for Rhizobium 5-7 days for Azospirillum and 6-7 days for Azotobacter.
- \* The culture obtained in the flask is called starter culture.
- \* For large scale production, inoculum from starter culture is transferred in to large flasks / fermentor and grown until required level of cell count is reached.

prepare appropriate media for specific to bacterial inoculant in required quantity



Inoculated with specific bacterial strain for aseptic condition



Incubated at  $30 \pm 2^\circ\text{C}$  for 5-7 days in rotary shaker



observe growth of the culture and estimate the population (starter culture)



The above media is prepared in large quantities in fermentor



sterilized and cooled well



media in a fermentor is inoculated with the log phase of culture grown in large flask (usually 1-2% of inoculum is sufficient)



cells are grown in fermentor by providing aeration and continuous stirring



Batch is checked for the population of inoculated organisms



cells are harvested with the population load of  $10^9$  cells/ml



# IMPORTANCE OF BIOFERTILIZER

## Increasing Harvest yields :

- Average increase crop yields by 20 to 30 percent.
- Algae-based fertilizers have improved yields in rice at rates ranging between 10 and 43%

## Improving soil structure :-

- Use of microbial bio fertilizers improves the soil structure by influencing the aggregation of the soil particles.

## Better water relations :-

Arbuscular mycorrhizal colonization induces drought tolerance in plants by :-

- Improving leaf water and turgor potential.
- Maintaining stomatal functioning and transpiration.
- Increasing root length and development.

## Improving sustainability :-


- Biofertilizer strengthen the soil profile.
- Leave water sources untainted and
- Eddy plant growth without detrimental side-effects.



Azolla  
~~~~~

# ADVANTAGE OF BIOFERTILIZER

- 1) Renewable source of nutrients.
- 2) Sustain soil health.
- 3) Supplement chemical fertilizers.
- 4) Replace 25-30% chemical fertilizers.
- 5) Increase the grain yields by 10-40%.
- 6) Decompose plant residues, and stabilize C:N ratio of soil.
- 7) Improve texture, structure and water holding capacity of soil.
- 8) No adverse effect on plant growth and soil fertility.
- 9) Stimulates plant growth by secreting growth hormones.
- 10) secrete fungistatic and antibiotic like substances.
- 11) Solubilize and mobilize nutrients.
- 12) Eco-friendly, non-pollutants and cost effective method.

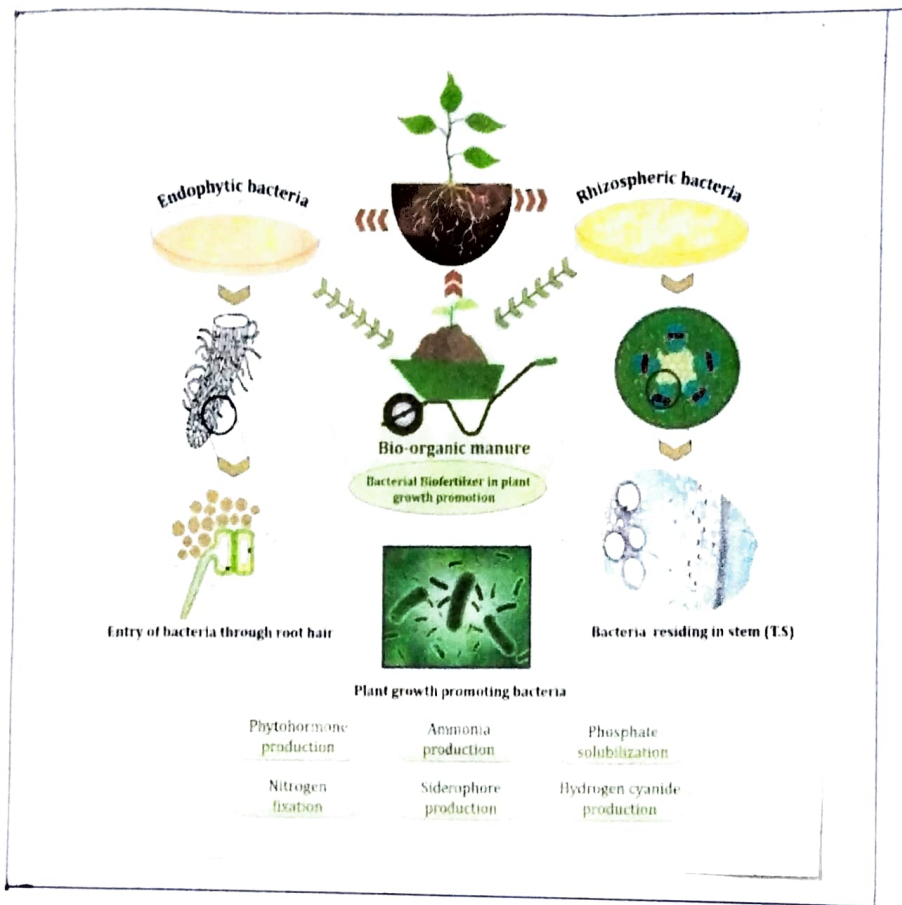


## Plant Growth

# DISADVANTAGE OF BIOFERTILIZER

- 1) Biofertilizers require special care for long-term storage because they are alive.
- 2) must be used before their expiry date.
- 3) If other microorganisms contaminate the carrier medium or if growers use the wrong strain, they are not as effective.
- 4) Biofertilizers lose their effectiveness if the soil is too hot or dry.





Plant Growth Promoting  
Rhizobacteria

# CONCLUSION

- \* Despite the Indian government's efforts to promote the production and use of biofertilizers, various studies found that biofertilizers have found little acceptance among farmers in India.
- \* The present policy of providing grants and low interest loans to biofertilizers producers should be abolished; this has resulted in the setting up of a large number of inefficient plants, which cannot produce good quality biofertilizers.
- \* The policy of marketing biofertilizers at very low prices should also be stopped. These prices are too low to attract adequate investment in modern manufacturing facilities.
- \* There are many commercial mycofungicides and fungal biofertilizers available worldwide.
- \* There are however, some limitations in using these products.

# ACKNOWLEDGEMENT

I would like to express my special thanks of gratitude to my teacher Tuhim Subhra Arhash as well as our principle @hahi De who gave me the golden opportunity to do this wonderful project on the topic "BIOFERTILIZER" which also helped me in doing a lot of research and I came to know about so many new things.

I am really thankful to them.

Secondly I would also like to thank my parents and friends who helped me a lot in finishing this project within the limited time.

I am making this project not only for marks but to also increase my knowledge.

Thanks Again To All who Helped Me.